

SET
by
bürotime

product catalog



SET

Mobility in
office life...



Bürotime Design Team

“Set explicitly differs from other work desks with its human-oriented design that puts the concept of healthy office environment as the focus point. Its stylish design that is equipped with advanced technology details offers a more mobile living space in offices, while its telescopic leg details that can ascend and descend allow the user to adjust desk height or work while standing.”



Offering an innovative solution to the problem of inactivity in office life, the **SET** height-adjustable desk and workstation ensure that employees remain more active and productive throughout the day. With a digital display integrated into the desk surface and a control panel with three memory presets, users can effortlessly switch between sitting and standing modes while saving their preferred heights.



The sit-stand reminder alarm feature promotes a more dynamic working environment, while the collision detection system ensures safe usage by sensing obstacles during desk movement. Reducing the health risks associated with prolonged sitting, **SET** creates dynamic and ergonomic workspaces both in offices and home offices.



product family



high adjustable desk





high adjustable workstation



high adjustable meeting table


technical specifications

 Max. 126 cm - Min. 60 cm height

 Max. 120 kg lifting capacity

 Ability to stop and return in response to an obstacle.

 Digital height adjustment indicator

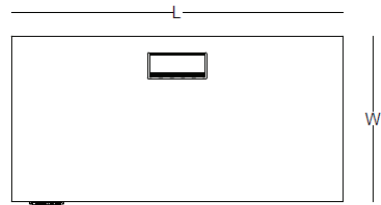
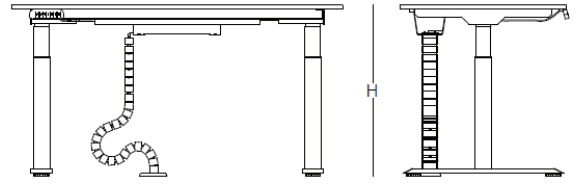
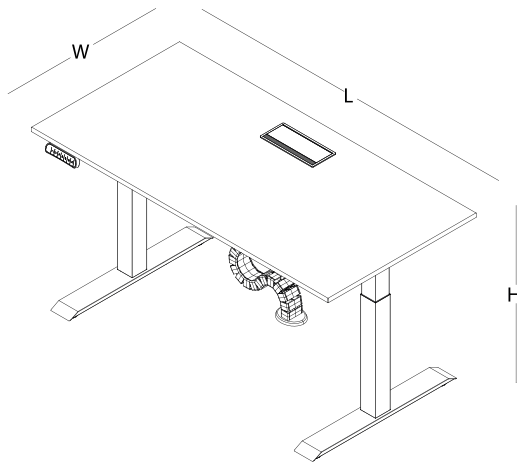
 Reminder alarm



size chart


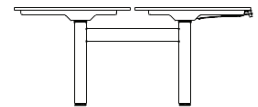
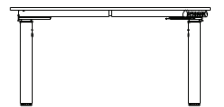
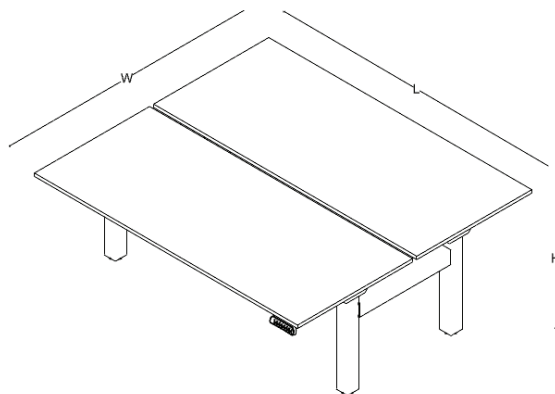
desk

W: 70 / 80
L: 140 / 160 / 180



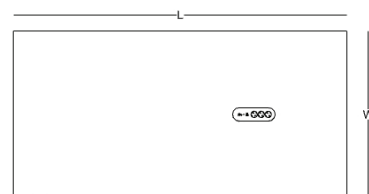
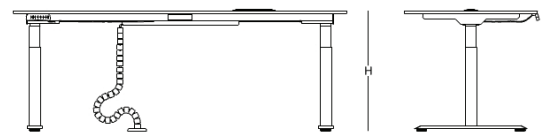
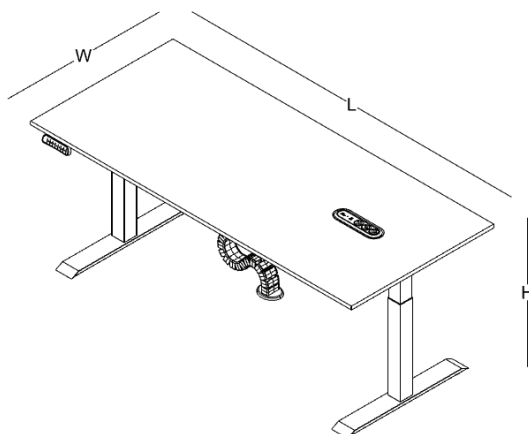
workstation

W: 145
L: 140 / 160



meeting desk

W: 100
L: 200




H: 60-126

color options

softpan



anthracite



white




black



ivory


melamine



white



sand




ash oak




oleaster




acacia




samba walnut



anthracite



hazelnut



grey



natural oak




african oak




ontario

metal



*white



black



anthracite

**Only white leg used in set workstation.*



PUNTO
office chairs



BOLD
office chairs



MOVE
office chairs



NAR
waiting area



PAL
storage units

